



Global GreenTag<sup>Cert</sup>™ EPD Program

Compliant to EN 15804:2012+A1 2013



**Polyflor Ltd**

**Heterogeneous Acoustic Flooring**

**Polysafe Wood fx Acoustix PUR**

Teesside Manufacturing Fleck Way, Teesside  
Industrial Estate Thornaby-on-Tees TS17 9JZ UK





Heterogeneous Acoustic Flooring  
Polysafe Wood fx Acoustix PUR

EPD Verification and LCA Details


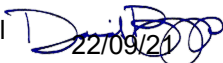
EPD Scope	Cradle to Gate
EPD Number	PLF S3 2021EP
Issue Date	10 <sup>th</sup> August 2021
Valid Until	10 <sup>th</sup> August 2026



Demonstration of Verification

CEN standard EN 15804 serves as the core Product Category Rules (PCR)

Independent external verification of the declaration and data, according to ISO 14025:2010

- External  10<sup>th</sup> Aug 2021 Third Party Verifier <sup>a</sup> by Shloka Ashar, Sustainability Consultant  
LCA Reviewed by Shloka Ashar, Sustainability Consultant
- Internal  22/09/21 EPD Reviewed by David Baggs, Global GreenTag Pty Ltd

a: Optional for business-to-business communication; mandatory for business-to-consumer communication (see EN ISO 14025:2010, 9.4)

The EPD is property of declared manufacturer. Different program EPDs may not be comparable as e.g., Australian transport is often more than elsewhere. Comparability is further dependent on the product category rules used and the source of the data. Further explanatory information is found at [info@globalgreentag.com](mailto:info@globalgreentag.com) or contact: [certification1@globalgreentag.com](mailto:certification1@globalgreentag.com).

This EPD discloses potential environmental outcomes compliant with EN 15804 for business-to-business communication. LCIA results are relative expressions that do not predict impacts on category endpoints, exceeding of thresholds, safety margins or risks

EPD Program Operator	LCA and EPD Producer	Declaration Owner
Global GreenTag Pty Ltd	The Evah Institute	Polyflor Ltd
PO Box 311	Division of Ecquate Pty Ltd	PO Box 3, Radcliffe New Road
Cannon Hill, QLD 4170	PO Box 123 Thirroul NSW	Whitefield, Manchester M45 7NR UK
Phone: +61 (0)7 33 999 686	Phone: +61 (0)7 5545 0998	Phone: + 0161 767 1111
<a href="http://www.globalgreentag.com">http://www.globalgreentag.com</a>	<a href="http://www.evah.com.au/">http://www.evah.com.au/</a>	<a href="http://www.polyflor.com">http://www.polyflor.com</a>





Heterogeneous Acoustic Flooring  
Polysafe Wood fx Acoustix PUR

Product Information

<b>Product name</b>	Polyflor Heterogeneous Acoustic flooring		
<b>Product codes</b>	Polysafe Wood fx Acoustix PUR		
<b>Declared Unit</b>	The declared product per kilogram		
<b>Product Specifications</b>	Heterogeneous 3.7mm gauge acoustic flooring		
<b>Standards</b>	EN 651: 2011 - Resilient floor coverings - Polyvinyl chloride floor coverings with foam layer - Specification.		
<b>Manufacture Site</b>	Fleck Way, Teesside Industrial Estate, Thornaby-on-Tees, TS17 9JZ, UK		
<b>Factory Warranty</b>	10 years		
<b>Representation Site &amp; Geography</b>	United Kingdom, Europe, Pacific Rim and Australasia.		
<b>Functional &amp; Technical Performance</b>	<b>Property</b>	<b>Conformance to Standard</b>	<b>Polysafe Wood fx Acoustix PUR</b>
	Performance	EN 651	Conforms
	Reaction to Fire	EN 13501-1 Class	Bfl-S1
	Use Area	EN 685/ISO 10874	23, 34 & 42
	Acoustic Impact Sound	EN ISO 140-8	≥19dB
	Reduction	EN ISO 10140-3	≥19dB
	Slip Resistance	DIN51130	R10
	VOC Emissions	Indoor Air Comfort AgBB/ABG	Eurofins Gold certified Pass
<b>Data quality, range &amp; variability</b>	Cut-off criteria and data quality complies with EN 15804		
	Significant differences of average LCIA results are declared		
<b>Primary Data</b>	Data was collected in accordance with EN ISO 14044:2006, 4.3.2, from primary sources including the manufacturer, suppliers and their publications on standards, locations, logistics, technology, market share, management systems and commitments to improved environmental performance.		
<b>No Chemicals of Very High Concern</b>	Contains no substances in the “Authorised or Candidate Lists of Substances of Very High Concern (SVHCs)” with the European Chemicals Agency		



Heterogeneous Acoustic Flooring  
Polysafe Wood fx Acoustix PUR

Program Description

<b>EPD type</b>	Cradle to gate (A1 to A3) as defined by EN 15804 and depicted in Figure 1
<b>System boundary</b>	The system boundary with nature includes material and energy system input processing plus manufacture and transport to factory gate plus waste arising.
<b>Service Life</b>	The reference service life is unspecified for cradle to gate scope
<b>Comparability</b>	Construction product EPDs may not be comparable if not EN15804 compliant
<b>Stages included</b>	A1, A2, A3 as depicted and denoted by x in Figure 1
<b>Stages excluded</b>	A4-5, B1-7, C1-1& D as depicted and denoted by MND in Figure 1
<b>Product stages included</b>	<p>Stages are included from A1 raw material acquisition, extraction, refining and processing plus reuse of scrap or material from previous systems; electricity generated from all sources with extraction, refining &amp; transport; plus, secondary fuel energy and recovery processes.</p> <p>Also, A2 transport internal and to the factory gate as well as A3 manufacture of product packaging, inputs, ancillary material and system flows leaving at end-of-waste boundary as coproducts</p>

Information Modules

As Figure 1 shows an x marking LCA and EPD results to be shown summed for modules A1-3. Modules A4 to C4 and D are not declared marked MND which does not indicate zero inventory or impact.

Model Phase	Actual			Scenarios											Potential					
	Produce			Construct		Building Fabric					Building Use		End of life				Beyond Boundary			
Module	A1	A2	A3	A4	A5	B1	B2	B3	B4	B5	B6	B7	C1	C2	C3	C4	D1	D2	D3	
Unit Operations	Resource supply	Transport	Manufacturing	Transport	Construction	Use	Maintain	Repair	Replace	Refurbish	Operating Energy	Operating Water	Demolish	Transport	Process Waste	Disposal	Reuse	Recovery	Recycling	
Cradle to Gate	x	x	x	MND	MND	MND	MND	MND	MND	MND	MND	MND	MND	MND	MND	MND	MND	MND	MND	MND

Figure 1 Life Cycle Phases and Declared Stages in Cradle to Grave Boundary



Heterogeneous Acoustic Flooring  
Polysafe Wood fx Acoustix PUR

Product Base Material Origin and Detail

Table 1 lists product composition by function, component, source and mass share amount.

Table 1 Base Material Components %w/w

Function	Component	Source	Polysafe Wood fx Acoustix PUR
Binder	Polyvinylchloride	UK, EU	>53<56
Plasticiser	Diocetyl terephthalate	S Korea	21<24
Filler	Dolomite	UK	>15<18
Safety Grip	Alumina	UK	>4<8
Carrier	Fibreglass	EU	>2<4
Flame retardant	Ethylhexyldiphenyl phosphate	UK	>2<4
Plasticiser	Epoxidized soybean oil	UK	>1<3
Stabiliser	Calcium Zinc Soap	Italy	>1<2
Viscosity depressant	Fatty acid esters	UK	>1<2
Coating	Polyurethane	UK, EU	>0.5<1.5
Foam agent	Azodicarbonamide	UK	>0.5<1.0
UV stabiliser	Hydroxyoctyloxy benzophenone	UK	>0.1<0.2
Print pattern	Pigmented inks	EU	>0.5<1.0
White	Titania	UK	>0.3<0.8
Other	Catalyst, colour, defoamer	UK, EU	>0.1<0.6



Heterogeneous Acoustic Flooring  
Polysafe Wood fx Acoustix PUR

Scope and System Boundary

Figure 2 shows included processes in a cradle to gate system boundary and dashed lines defining excluded scenarios to end of life fate to recycling or to landfill grave.

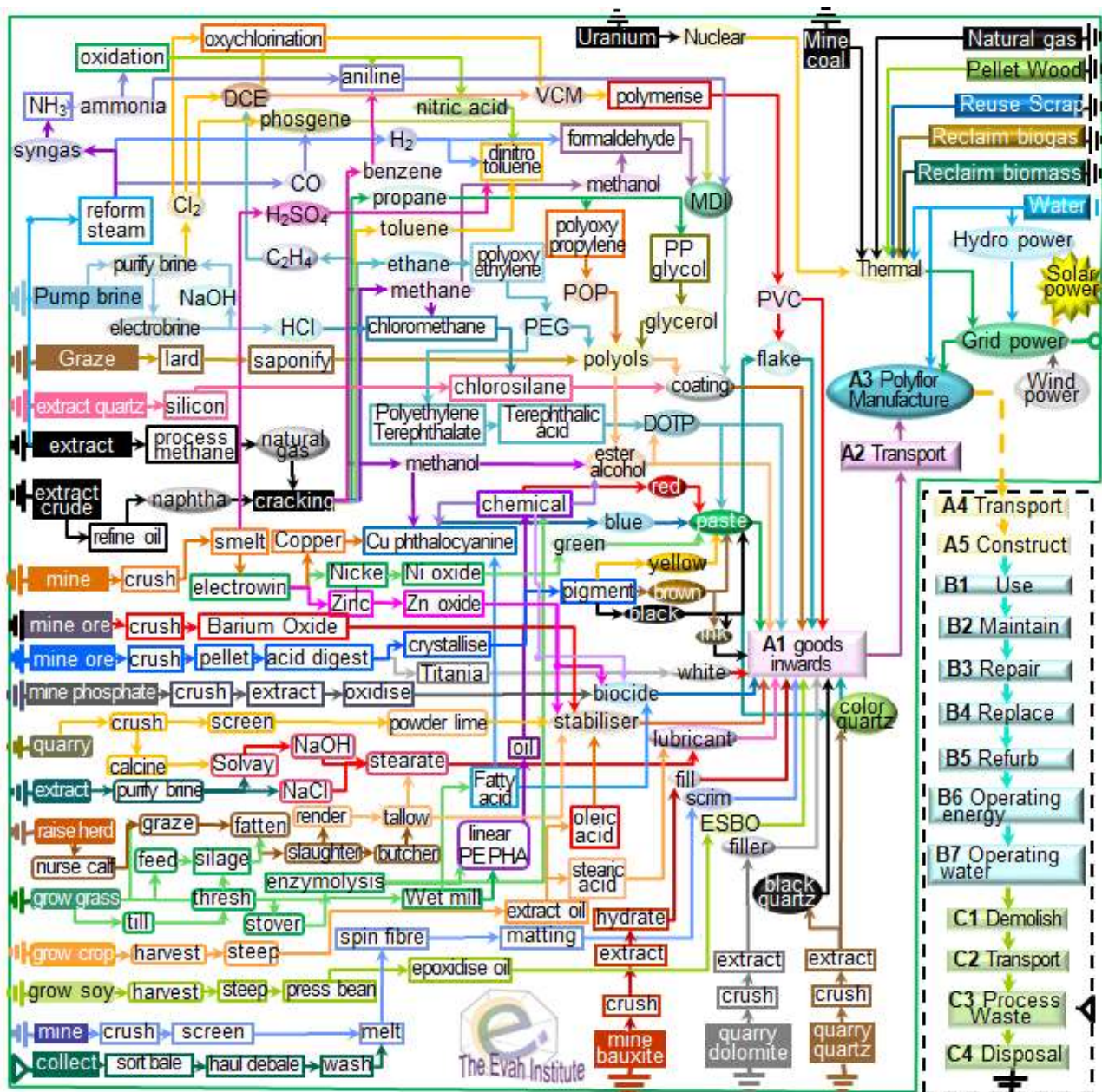


Figure 2 Process Flow Chart Cradle to Gate scope inside Cradle to Grave System Boundary



Heterogeneous Acoustic Flooring  
Polysafe Wood fx Acoustix PUR

**Environmental Impact Terminology**

Environmental impacts contributing to risks of social and ecological issues and collapse are tabled below with **common names** and remedies given for each indicator listed in subsequent results tables.

<p><b>Global warming potential (GWP)</b></p>	<p>Greenhouse gases absorb infra-red radiation. This heat reduces thermal energy differentials, from equator to poles, forcing ocean current and wind circulation to blend and regulate climate. Weakly blended “lumpier” weather has more frequent, extreme heat wave, wild-fire, cyclone, storm, flood and blizzard events. Accumulation of carbon dioxide, natural gas methane, nitrous oxides and volatile organic compounds from burning fossil fuels causes global warming. Forest and wilderness growth absorbing air-borne carbon in biomass can drawdown such accumulation. Urgent renewable energy reliance is vital in time to avoid imminent tipping points and the worsening “<b>climate emergency</b>”.</p>
<p><b>Ozone depletion potential (ODP)</b></p>	<p>Stratospheric ozone layer loss weakens the planet’s solar shield so more shorter wavelength ultraviolet (UVB) light reaching earth increases malignant melanoma and skin cancer in humans and animals, and damages plants. Chlorofluorocarbons, hydrochlorofluorocarbons (HCFC), chlorobromomethane, hydrobromofluorocarbons, carbon tetrachloride, methyl chloroform, methyl bromide and halon gas cause ozone layer loss. To repair the “<b>ozone hole</b>” reliance on ozone-safe refrigerants, aerosols and solvents is essential to avoid further its depletion and enable accumulation of naturally-formed ozone</p>
<p><b>Acidification potential of land and water (AP)</b></p>	<p>Acidification of land and water reduces soil and waterway pH, impedes nitrogen fixation vital for plant growth and inhibits natural decomposition. It increases rates and incidence of fish kills, forest loss and deterioration of buildings and materials. Chief synthetic causes of “<b>acid rain</b>” are emissions of sulphur and nitrogen oxides, hydrochloric and hydrofluoric acids and ammonia from burning fossil fuels polluting rain and snow precipitation world-wide.</p>
<p><b>Eutrophication potential (EP)</b></p>	<p>Eutrophication from excessively high macronutrient levels added to natural waters promotes excessive plant growth that severely reduces oxygen, water and habitat security for aquatic and terrestrial life across related ecosystems. Chief synthetic cause of “<b>algal blooms</b>” is nitrogen (N, NO<sub>x</sub>, NH<sub>4</sub>) and phosphorus (P, PO<sub>4</sub><sup>3-</sup>) in rain run-off across over-fertilised land catchments.</p>
<p><b>Photochemical ozone creation potential (POCP)</b></p>	<p>Tropospheric photochemical ozone near ground level, “<b>smog</b>”, is created from natural and synthetic compounds in UV sunlight. Low concentration smog damages vegetation and crops. High concentration smog is hazardous to human health. Chief synthetic causes are nitrogen oxides, carbon monoxide and volatile organic compounds (VOC) pollutants. Avoidance of reliance on the dirtiest coal fuels and volatile chemicals has reduced smog incidence globally.</p>
<p><b>Abiotic depletion potential elemental (ADPE)</b></p>	<p>Abiotic depletion of finite mineral resources increases time, effort and money required to obtain more resources to the point of extinction of naturally viable reserves. This can limit access to available, valuable and scarce elements vital for human-life. The “<b>extinction rebellion</b>” movement calls on adults to secure ore reserves, biodiversity and climate for current youth and future generations.</p>
<p><b>Abiotic depletion potential fossil fuel (ADPF)</b></p>	<p>Abiotic depletion of resources by consuming finite oil, natural gas, coal and yellowcake fossil fuel reserves leaves current and future generations suffering limited available, accessible, plentiful, essential valuable as well as scarce raw material, medicinal, chemical, feedstock and fuel stock. Approaching “<b>peak oil</b>” acknowledges fossil fuel reserves are finite and decision-makers need to act to avoid market instability, insecurity and or oil and gas wars.</p>



Heterogeneous Acoustic Flooring  
Polysafe Wood fx Acoustix PUR

**Cradle to Gate Inventory and Potential Impact Results**

Table 2 shows inputs, outputs and potential impacts per declared unit.

**Table 2 Flow and Impacts Results Amounts A1-A3 /kg**

Inventory Input Categories	Unit	Polysafe Wood fx Acoustix PUR
Net Fresh Water	m <sup>3</sup>	0.88
Secondary Material	kg	3.5E-03
Secondary Renewable Fuels	MJ <sub>ncv</sub>	0.E+00
Secondary Non-Renewable Fuels	MJ <sub>ncv</sub>	0.36
Primary Renewable Energy Not Feedstock	MJ <sub>ncv</sub> <sup>1</sup>	16
Primary Energy Renewable Feedstock Material	MJ <sub>ncv</sub>	1.5
Total Primary Renewable Energy Resources	MJ <sub>ncv</sub>	17
Primary Energy Non-renewable Not Feedstock	MJ <sub>ncv</sub>	63
Non-renewable Primary Energy Feedstock	MJ <sub>ncv</sub>	25
Total Non-renewable Primary Energy Resources	MJ <sub>ncv</sub>	88
<b>Inventory Output Categories</b>		
Hazardous Waste Disposed	kg	8.9E-03
Non-hazardous Waste Disposed	kg	0.74
Radioactive Waste Disposed	kg	2.0E-09
Components for Reuse	kg	0.67
Material for Recycling	kg	0
Material for Energy Recovery	kg	4.7E-02
Exported Electrical Energy	MJ <sub>ncv</sub>	0.E+00
Exported Thermal Energy	MJ <sub>ncv</sub>	0.E+00
<b>Impact Potential Results</b>		
Global Warming	kg CO <sub>2e</sub>	3.9
Stratospheric Ozone Depletion	kg R11 <sub>e</sub>	2.3E-09
Photochemical Ozone Creation	kg C <sub>2</sub> H <sub>4e</sub>	1.4E-02
Acidification of Land and Water	kg SO <sub>2e</sub>	1.3E-02
Eutrophication	kg PO <sub>4e</sub> <sup>3</sup>	2.9E-03
Abiotic Depletion Fossil Fuel	MJ <sub>ncv</sub>	4.3
Abiotic Depletion Mineral (Elemental)	kg Sb <sub>eq</sub>	5.0E-03

<sup>1</sup> Ncv stands for net calorific value



**Heterogeneous Acoustic Flooring  
Polysafe Wood fx Acoustix PUR**

### Interpretation

The majority of impacts derive from the binder. Typically, of the gross energy embodied in these products, a quarter is used at the Teesside factory half is in making PVC, 20% in plasticisers and 5% in all remaining operations.

The product Global Warming Potential (GWP) correlated with ADP Fossil Fuel Depletion which is typical of mineral filled polymer floorcovering.

### References for this EPD

CML LCA methodology, Institute of Environmental Sciences (CML), Faculty of Science, University of Leiden, Netherlands

GreenTag™ 2021 <http://www.globalgreentag.com/get-certified>

GreenTag™ 2021 Product Category Rules <http://www.globalgreentag.com/greentag-epd-program>

International Energy Agency, Energy Statistics 2020 <http://www.iea.org>

ISO 14015:2001 EMS: Environmental assessment of sites & organizations (EASO)

ISO 14020:2000 Environmental labels & declarations — General principles

ISO 14025:2006 Environmental labelling & declarations Type III EPDs Principles & procedures

ISO 14031:1999 EM: Environmental performance evaluation: Guidelines

ISO 14040:2006 EM: Life cycle assessment (LCA): Principles & framework, London, BSI, 2006.

ISO 14044:2006 EM: LCA: Requirement & guideline LCI; LCIA Interpretation, London, BSI, 2006.

ISO 15392:2008 Sustainability in building construction General principles

ISO 15686-1:2011 Buildings & constructed assets - Service life planning - Part 1: General principles & framework

ISO 15686-2:2012 Buildings & constructed assets - Service life planning - Part 2: Service life prediction procedures

ISO 15686-8:2008 Buildings and constructed assets - Service-life planning - Part 8: Reference service life & service-life estimation

EN 15804:2012+A2:2019 Sustainability of construction works - Environmental product declarations - Core rules for the product category of construction products

ISO 21929-1:2011 Sustainability in building construction - Sustainability indicators - Part 1: Framework for the development of indicators and a core set of indicators for buildings

ISO 21930:2007 Sustainability in building construction- Environmental declaration of building products

ISO 21931-1:2010 Sustainability in building construction - Framework for methods of assessment of the environmental performance of construction works- Part 1: Buildings

ISO/TR 21932:2013 Sustainability in buildings and civil engineering works — A review of terminology